

Description

YSD05C is 1-Line Normal Capacitance Bi-Directional ElectroStatic Discharge Protection Device, utilizing leading monolithic silicon technology to provide fast response time and low ESD clamping voltage, making this device an ideal solution for protecting voltagesensitive data lines. YSD05C complies with the IEC 61000-4-2 (ESD) standard with $\pm 30\text{KV}$ air and $\pm 30\text{KV}$ contact discharge. It is assembled into a $1.3 \times 2.5 \times 1\text{mm}$ lead-free package. YSD05C is an ideal choice to protect Mobile Set, Cellular Handsets and Accessories, Personal Digital Assistants, Notebooks and Handhelds, Portable Instrumentation, Desktop and Servers, etc.



Features

- 1-Line Normal Capacitance Bi-Directional
- Ultra low leakage
- Low operating voltage
- Low clamping voltage
- Silicon technology
- Epoxy resin package
- Complies with following standards:
 - IEC 61000-4-2 (ESD) immunity test
 - Air discharge: $\pm 30\text{KV}$
 - Contact discharge: $\pm 30\text{KV}$
 - IEC61000-4-4 (EFT) 40A (5/50ns)
 - IEC61000-4-5 (Lightning) 24A (8/20us)
- RoHS Compliant

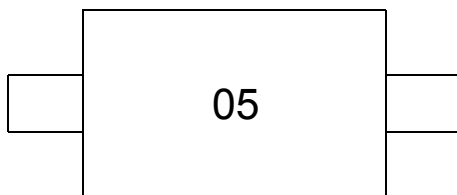
Mechanical Characteristics

- Package: SOD-323 ($1.3 \times 2.5 \times 1\text{mm}$)
- Lead Finish: Matte Tin
- Case Material: "Green" Molding Compound.
- UL Flammability Classification Rating 94V-0
- Moisture Sensitivity: Level 3 per J-STD-020

Applications

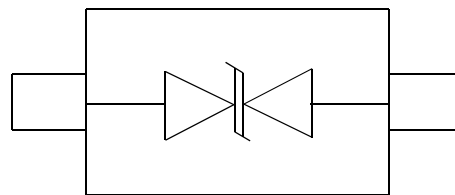
- Mobile Set
- Cellular Handsets and Accessories
- Personal Digital Assistants
- Notebooks and Handhelds
- Portable Instrumentation
- Desktop and Servers

Marking Information



05 = Marking Code

Pin Configuration



Summary of Packing Options

Package	Packing Description	Packing Quantity	Industry Standard
SOD-323	8mm tape/7" reel	3000PCS/Reel	EIA-481-1

Absolute Maximum Ratings

Parameter	Symbol	Value	Units
Reverse Working Voltage	V_{RWM}	5	V
Peak Pulse Power (8/20 μ s)	P_{PK}	350	W
Peak Pulse Current (8/20 μ s)	I_{PK}	24	A
ESD per IEC 61000-4-2 (Air)	$V_{ESD-Air}$	30	KV
ESD per IEC 61000-4-2 (Contact)	$V_{ESD-Contact}$	30	KV
Operating Temperature Range	T_J	-55 to 125	$^{\circ}$ C
Storage Temperature Range	T_{STG}	-55 to 150	$^{\circ}$ C

Electrical Parameters

Parameter	Symbol	Min	Typ	Max	Units	Conditions	Remarks
Breakdown Voltage	V_{BR}	6		8	V	IBR=1mA	
Reverse Leakage Current	I_R			0.1	μ A	VRWM=5V	
Clamping Voltage (8/20 μ s)	V_C			10	V	IPP=5A	8/20us pulse
Maximum Clamping Voltage (8/20 μ s)	V_{CM}			15	V	IPK=24A	8/20us pulse
Junction Capacitance	C_J		65	80	pF	VDC=0V	f = 1MHz

Rating And Characteristic Curves ($T_A=25^\circ\text{C}$ unless otherwise noted)

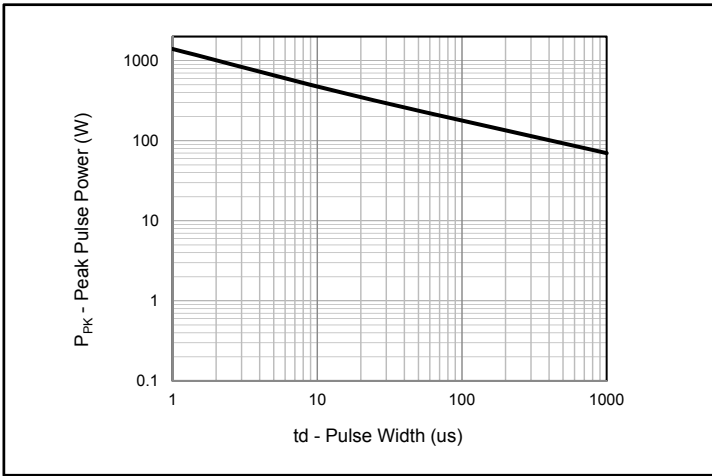


Fig.1 - Peak Pulse Power Rating

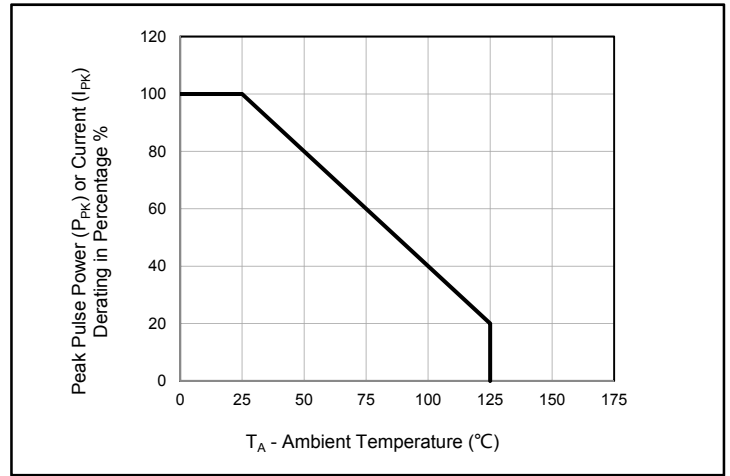


Fig.2 - Pulse Derating Curve

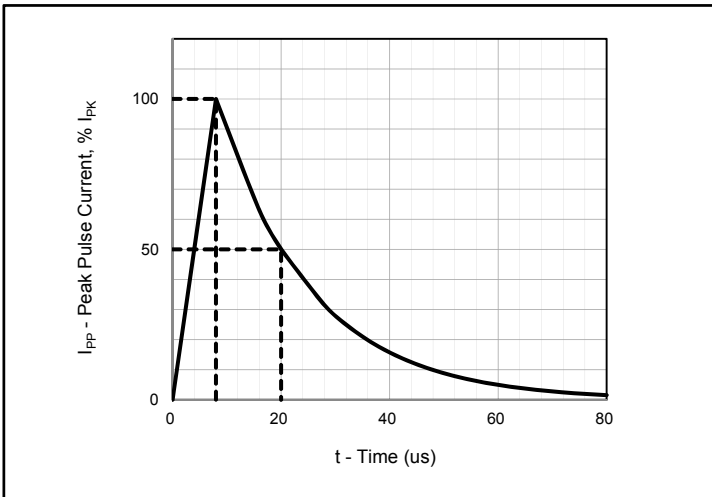


Fig.3 - 8/20us Pulse Waveform

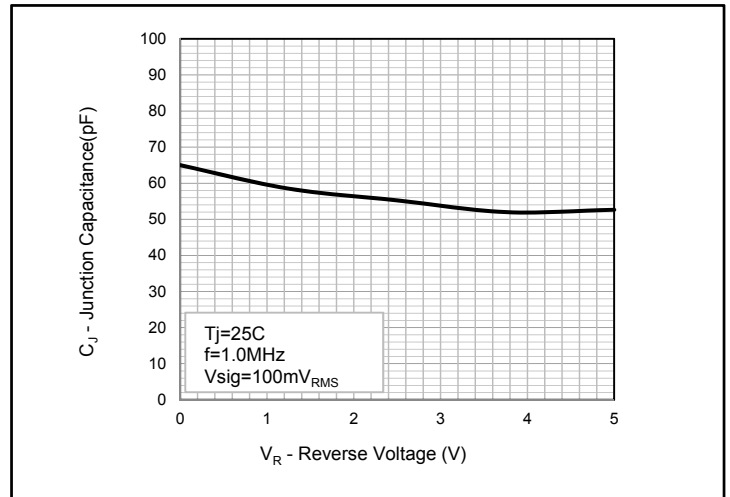


Fig.4 - Typical Junction Capacitance

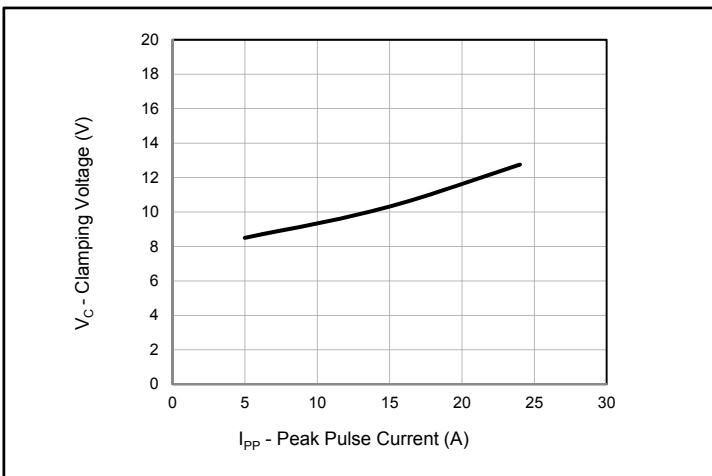
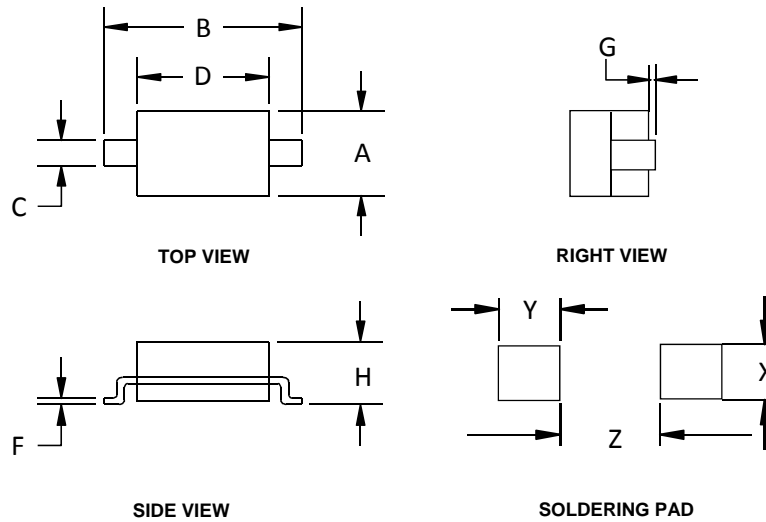


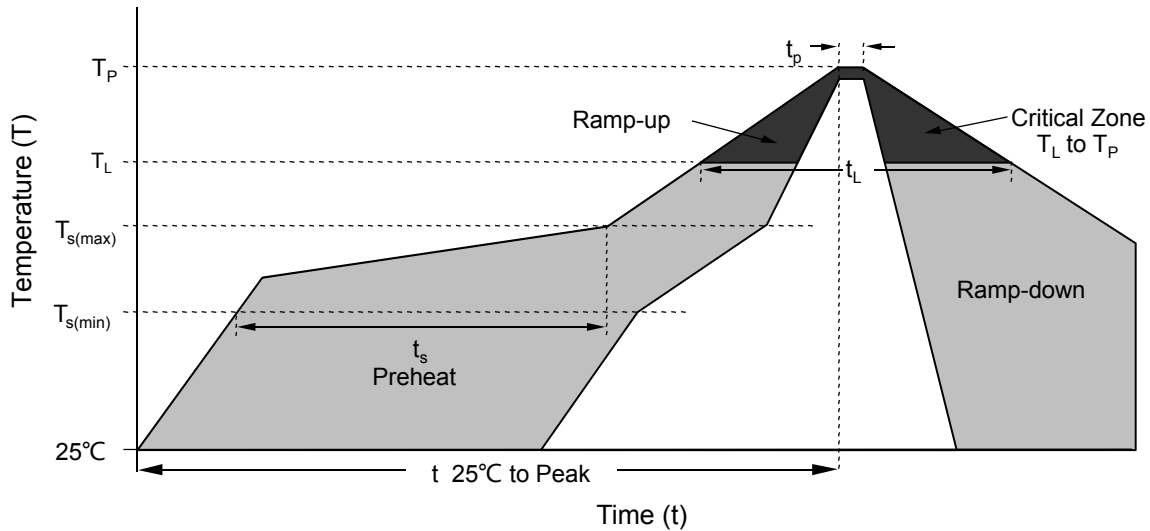
Fig.5 - Clamping Voltage

Package Dimensions



SOD-323						
Dimension	Inches			Millimeters		
	MIN	NOM	MAX	MIN	NOM	MAX
A	0.047	0.051	0.055	1.2	1.3	1.4
B	0.091	0.098	0.106	2.3	2.5	2.7
C	0.012		0.016	0.3		0.4
D	0.059		0.071	1.5		1.8
F	0.004		0.01	0.1		0.25
G	-		0.004	-		0.1
H	0.035	0.039	0.043	0.9	1	1.1
X		0.031			0.8	
Y		0.031			0.8	
Z		0.061			1.55	

Soldering Parameters



Reflow Condition		Lead-free assembly
Pre Heat	- Temperature Min ($T_{s(min)}$)	150°C
	- Temperature Max ($T_{s(max)}$)	200°C
	- Time (min to max) (t_s)	60 – 180 secs
Average ramp up rate (Liquidus Temp (T_L) to peak)		3°C/second max
$T_{s(max)}$ to T_L - Ramp-up Rate		3°C/second max
Reflow	- Temperature (T_L) (Liquidus)	217°C
	- Time (t_L)	60 – 150 secs
Peak Temperature (T_P)		260 ^{+0/-5} °C
Time within 5°C of actual peak Temperature (t_p)		20 – 40 secs
Ramp-down Rate		6°C/second max
Time 25°C to peak Temperature (t)		8 minutes Max.
Do not exceed		260°C

Disclaimer**Disclaimer**

This document is for reference only, data sheet specifications and its information contained are intended to provide a product description only. Weichao Brand. reserves the right to make changes without notice for the specification of the products displayed herein to improve reliability, function or design or otherwise.

The product listed herein is designed to be used with ordinary electronic equipment or devices, and not designed to be used with equipment or devices which require high level of reliability and the malfunction of with would directly endanger human life (such as medical instruments, transportation equipment, aerospace machinery, nuclear-reactor controllers, fuel controllers and other safety devices). Customers using or selling weichaosemi components for use in such applications do so at their own risk and shall agree to fully indemnify weichaosemi and its subsidiaries harmless against all claims, damages and expenditures.

For additional information, please visit our website <http://www.weichaosemi.com>