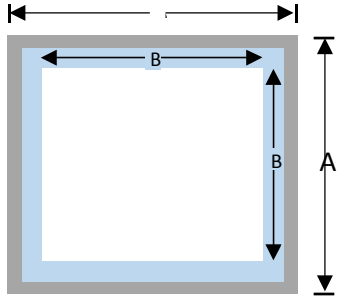


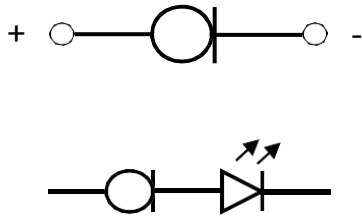
CRD is diode which supplies constant current to an electric circuit, even when power supply voltage fluctuations or load impedance fluctuations occur. CRD is used for current stabilization and current limiting.

Mechanical Date

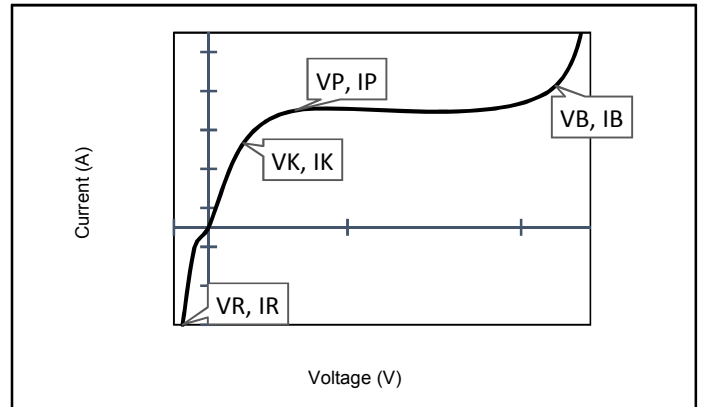
Item	Dimensions	
	um	mil
Die Size (A)	820	32.3
Top Metal (B)	550	21.7
Scribe Line Width	60	2.4
Other Information		
Wafer Size	6 inch	
Top Metal	Al	
Back Side Metal	Ag	



Circuit Symbol



VI Curve



Electrical Characteristics

Part Number	I _P		V _K	V _B	P _D	T _J	T _{STG}	Top Metal
	mA		V	V	W	°C	°C	
	@ 20V		@ 0.8I _P MIN	@ 1.1I _P MAX				
	MIN	MAX	MAX	MAX		MIN	MAX	
YC32S015HL	12	18	3.2	190	1.2	-55 to 150	-55 to 150	Al
YC32S020HL	16	24	3.5	190	1.2	-55 to 150	-55 to 150	Al
YC32S030HL	27	33	4.8	190	1.2	-55 to 150	-55 to 150	Al
YC32S040HL	36	44	6	190	1.2	-55 to 150	-55 to 150	Al
YC32S060HL	54	66	7	190	1.2	-55 to 150	-55 to 150	Al
YC32S080HL	72	88	8	190	1.2	-55 to 150	-55 to 150	Al